



BERNETTE MODEL COMPARISON CHART

ALL OVERLOCKERS AT A GLANCE



TABLE OF CONTENTS

Stitches	page 3
Stitch Selection and Settings	page 6
Threading Comfort	page 7
Sewing Comfort	page 7
Ease of Operation	page 8
Standard Accessories	page 8



OVERLOCKING, COVERSTITCHING AND COMBOSTITCHING **ALL MODEL COMPARISON** CHART

Model	b68 AIRLOCK	b64 AIRLOCK	b62 AIRLOCK	b48 FUNLOCK	b44 FUNLOCK	b42 FUNLOCK
STITCHES						
Stitches A variety of wide and narrow, long and short stitches for all your sewing projects.	31	16	7	23	15	4
4-Thread Overlock with Integrated Safety Seam The 4-Thread Overlock is a sturdy and strong stitch, most often used for durable and elastic seams in knits and stretchy fabrics. It is suitable for apparel, especially for sportswear, and home textiles.	✓	✓	–	✓	✓	–
3-Thread Super Stretch Stitch The 3-Thread Super Stretch Stitch creates overlock seams for super stretchy and two-way-stretch fabrics used for gymnastic or swimwear. An especially soft stitch, ideal for lingerie and gymnastic wear, is achieved by using a texturized nylon thread in the looper (and needles). Decorative threads are used to neaten and create reversible edges.	✓	✓	–	✓	✓	–
3-Thread Overlock Wide (LN) The 3-Thread Overlock is a balanced seam and also ideal for neatening edges, hems and facings, quick-sewn edge finishing and effect seams. Wide 3-Thread Overlock is suitable for strong woven fabrics, pile, furry materials or sturdy knits, for garments and decorative projects.	✓	✓	–	✓	✓	–
3-Thread Overlock Narrow (RN) The 3-Thread Overlock is a balanced seam and also ideal for neatening edges, hems and facings, quick-sewn edge finishing and effect seams. Narrow 3-Thread Overlock is suitable for fine to medium weight fabric neatening, t-shirts, children's garments, lingerie and fine home textiles.	✓	✓	–	✓	✓	–
3-Thread Flatlock Wide (LN) The 3-Thread Flatlock is a flat, slightly stretchy seam that is sewn on the right side of the fabric and is especially ideal for creative overlock projects in combination with decorative threads. The wrong side of the stitch is known as "ladder stitch" and also used for decorations or base to weave tape or cord into the stitch. A wide 3-Thread Flatlock is used in medium to heavy weight fabrics. Suitable for patchwork, apparel and sportswear and home textiles.	✓	✓	–	✓	✓	–
3-Thread Flatlock Narrow (RN) The 3-Thread Flatlock is a flat, slightly stretchy seam that is sewn on the right side of the fabric and is especially ideal for creative overlock projects in combination with decorative threads. The wrong side of the stitch is known as "ladder stitch" and also used for decorations or as a base to weave tape or cord into the stitch. A narrow 3-Thread Flatlock is used in medium to light weight fabrics. Suitable for patchwork, apparel, sportswear, lingerie and home textiles.	✓	✓	–	✓	✓	–
3-Thread Narrow Seam The 3-Thread Narrow Seam is used for fine fabrics or see-through materials like silk, cotton or synthetic fabrics. It can be used for pintucks in heirloom projects and as a decorative fine edge finish, e.g. with two different shades of embroidery thread in the loopers. Suitable for inserting lace, light weight apparel, blouses, children's garments, accessories.	✓	✓	–	✓	✓	–
3-Thread Rolled Hem A rolled hem is an attractive and quickly sewn decorative edge finish, for example with embroidery thread in the loopers. The rolled hem can also be used for pintucks in heirloom projects. Suitable for accessories, ruffles, light weight outerwear, home textiles.	✓	✓	–	✓	✓	–

Model	b68 AIRLOCK	b64 AIRLOCK	b62 AIRLOCK	b48 FUNLOCK	b44 FUNLOCK	b42 FUNLOCK
3-Thread Picotstitch The 3-Thread Picotstitch is an attractive and quickly sewn edge for light weight woven and knitted fabrics. Suitable for scarfs, bridal wear and ruffles, home textiles and decorative craft projects.	✓	✓	-	-	-	-
2-Thread Wrapped Overlock Wide (LN) The 2-Thread Wrapped Overlock is a reversible stitch, ideal for neatening single layers of fabric, seams, hems and facings or as a decorative element with woven or fleecy fabrics or firm knits. The wide stitch is suitable for medium weight to heavy weight fabrics and threads.	✓	✓	-	✓	✓	-
2-Thread Wrapped Overlock Narrow (RN) The 2-Thread Wrapped Overlock is a reversible stitch, ideal for neatening single layers of fabric, seams, hems and facings or as a decorative element with woven or fleecy fabrics or firm knits. The narrow stitch is suitable for medium weight to light weight fabrics and medium weight to finer threads.	✓	✓	-	✓	✓	-
2-Thread Flatlock Wide (LN) The 2-Thread Flatlock is a highly stretchy and flat stitch, often used with decorative threads or texturized nylon thread for lingerie, swimwear and gymnastic wear. The wide stitch is suitable for medium to heavy weight woven and knitted fabrics, patchwork, apparel and craft projects.	✓	✓	-	✓	✓	-
2-Thread Flatlock Narrow (RN) The 2-Thread Flatlock is a highly stretchy and flat stitch, often used with decorative threads or texturized nylon thread for lingerie, swimwear and gymnastic wear. The narrow stitch is suitable for medium to light weight woven and knitted fabrics, patchwork, apparel and craft projects.	✓	✓	-	✓	✓	-
2-Thread Rolled Hem With rolled hems, achieve fine edge finishing on hems, ruffles and flounces, ideal for bridal wear, or lingerie. With Differential Feed, stretching, it is often used as lettuce edge finish in knits.	✓	✓	-	✓	✓	-
2-Thread Overlock Wide (LN) The 2-Thread Overlock is ideal for neatening fine single layers of fabric and ensures no seam puckering. The wide stitch is suitable also for heavier weight but loosely woven fabric neatening with texturized nylon or universal thread, use for apparel or home textiles.	✓	✓	-	✓	✓	-
2-Thread Overlock Narrow (RN) The 2-Thread Overlock is ideal for neatening fine single layers of fabric and ensures no seam puckering. The narrow stitch is ideal for finest silk and batiste or knitted fabrics to be neatened with fine texturized nylon or fine threads, for apparel or home textiles.	✓	✓	-	✓	✓	-
4-Thread Coverstitch 4-Thread Coverstitch is a durable and flat stitch for hems and also ideal for top-stitching or flat joining seams, for example with elastic or elastic lace. The 4-Thread Coverstitch can be used for decorative seams or hems when combined with decorative thread in needles or looper, right or wrong side showing. Suitable for sweaters, t-shirts, sportswear, swimwear, lingerie, apparel or decorative projects and home textiles.	✓	-	✓	✓	-	✓
3-Thread Coverstitch Wide (LC-RC) Perfect flat hem for all stretchy fabrics, ideal for topstitching, finishing with elastic, binding edges or for decorative seams within fabric. Ideal for apparel from stretchy fabrics, i.e. sportswear, swimwear, lingerie, sweaters and t-shirts, apparel, but also for embellishing textiles. Suitable for medium to heavy weight fabric.	✓	-	✓	✓	-	✓
3-Thread Coverstitch Narrow (LC-CC) Durable and flat stitch for hems, ideal for flat joining seams and topstitching, bindings or hems, right or wrong side up with decorative threads. Suitable for garments such as t-shirts, sportswear, swimwear, lingerie and children's garments. The narrow stitch is ideal for medium to light weight fabrics.	✓	-	✓	✓	-	✓
3-Thread Coverstitch Narrow (CC-RC) Durable and flat stitch for hems, ideal for flat joining seams and topstitching, bindings or hems, right or wrong side up with decorative threads. Suitable for garments such as t-shirts, sportswear, swimwear, lingerie and children's garments. The narrow stitch is ideal for medium to light weight fabrics.	✓	-	✓	-	-	-

Model	b68 AIRLOCK	b64 AIRLOCK	b62 AIRLOCK	b48 FUNLOCK	b44 FUNLOCK	b42 FUNLOCK
2-Thread Chainstitch (RC) The 2-Thread Chainstitch is a durable seam with limited elasticity. It is ideal to stabilize seams, for topstitching and binding. It can be easily undone when used for temporary basting. Suitable for medium to heavy weight woven and knitted fabrics, such as denim, corduroy and toweling, for apparel and home textiles. Use decorative threads in the looper to achieve decorative hemming and topstitching along an edge or within the project piece.	✓	-	✓	-	-	-
2-Thread Chainstitch (CC) The 2-Thread Chainstitch is a durable seam with limited elasticity. It is ideal to stabilize seams, for topstitching and binding. It can be easily undone when used for temporary basting. Suitable for medium to heavy weight woven and knitted fabrics, such as denim, corduroy and toweling, for apparel and home textiles. Use decorative threads in the looper to achieve decorative hemming and topstitching along an edge or within the project piece.	✓	-	✓	✓	-	✓
2-Thread Chainstitch (LC) The 2-Thread Chainstitch is a durable seam with limited elasticity. It is ideal to stabilize seams, for topstitching and binding. It can be easily undone when used for temporary basting. Suitable for medium to heavy weight woven and knitted fabrics, such as denim, corduroy and toweling, for apparel and home textiles. Use decorative threads in the looper to achieve decorative hemming and topstitching along an edge or within the project piece.	✓	-	✓	-	-	-
3-Thread Overlock (LN) + 2-Thread Chainstitch (CC) This low-stretch stitch is used to sew the seam and neaten the edge at once. It is durable and often used on denim or corduroy, loosely woven fabrics, as well as for stabilizing seams in loose knits. Often seen in home textiles, garments and projects with loosely woven or knitted fabrics and where a wider seam allowance is required to avoid easy fraying. Use a wide stitch for medium to heavy weight material.	✓	-	-	✓	-	-
3-Thread Overlock (RN) + 2-Thread Chainstitch (CC) This low-stretch stitch is used to sew the seam and neaten the edge at once. It is durable and often used on denim or corduroy, loosely woven fabrics, as well as for stabilizing seams in loose knits. Often seen in home textiles, garments and projects with loosely woven or knitted fabrics and where a wider seam allowance is required to avoid easy fraying. Use a narrow stitch for medium to light weight material.	✓	-	-	✓	-	-
3-Thread Overlock (LN) + 2-Thread Chainstitch (LC) This low-stretch stitch is used to sew the seam and neaten the edge at once. It is durable and often used on denim or corduroy, loosely woven fabrics, as well as for stabilizing seams in loose knits. Often seen in home textiles, garments and projects with loosely woven or knitted fabrics and where a wider seam allowance is required to avoid easy fraying. Use a wide stitch for medium to heavy weight material.	✓	-	-	-	-	-
3-Thread Overlock (RN) + 2-Thread Chainstitch (LC) This low-stretch stitch is used to sew the seam and neaten the edge at once. It is durable and often used on denim or corduroy, loosely woven fabrics, as well as for stabilizing seams in loose knits. Often seen in home textiles, garments and projects with loosely woven or knitted fabrics and where a wider seam allowance is required to avoid easy fraying. Use a narrow stitch for medium to light weight material.	✓	-	-	-	-	-
2-Thread Overlock (LN) + 2-Thread Chainstitch (CC) The low-stretch Chainstitch with 2-Thread Overlock can be used for sewing and neatening the edge at once. It is suitable for garments, craft projects and home textiles with loosely woven or knitted fabrics where a wider seam allowance is wanted to avoid easy fraying. Use a wide stitch for medium to heavy weight material.	✓	-	-	✓	-	-
2-Thread Overlock (RN) + 2-Thread Chainstitch (CC) The low-stretch Chainstitch with 2-Thread Overlock can be used for sewing and neatening the edge at once. It is suitable for garments, craft projects and home textiles with loosely woven or knitted fabrics where a wider seam allowance is wanted to avoid easy fraying. Use a narrow stitch for medium to lightweight material.	✓	-	-	✓	-	-
2-Thread Overlock (LN) + 2-Thread Chainstitch (LC) The low-stretch Chainstitch with 2-Thread Overlock can be used for sewing and neatening the edge at once. It is suitable for garments, craft projects and home textiles with loosely woven or knitted fabrics where a wider seam allowance is wanted to avoid easy fraying. Use a wide stitch for medium to heavy weight material.	✓	-	-	-	-	-

Model	b68 AIRLOCK	b64 AIRLOCK	b62 AIRLOCK	b48 FUNLOCK	b44 FUNLOCK	b42 FUNLOCK
2-Thread Overlock (RN) + 2-Thread Chainstitch (LC) The low-stretch Chainstitch with 2-Thread Overlock can be used for sewing and neatening the edge at once. It is suitable for garments, craft projects and home textiles with loosely woven or knitted fabrics where a wider seam allowance is wanted to avoid easy fraying. Use a narrow stitch for medium to lightweight material.	✓	–	–	–	–	–
Overlock Stitch Width The Overlock Stitch Width is adjustable to suit any fabric type and sewing technique. Wide stitches are suitable to sew and neaten medium to heavy weight fabrics, narrower stitches for medium to light weight and fine fabrics.	3–7 mm	3–7 mm	–	3–7 mm	3–7 mm	–
Coverstitch Width Wide coverstitch is suitable for hems in medium to heavy weight knitwear, for high stretch fabrics and for topstitching. Narrow coverstitch is ideal for topstitching fine knitwear and light weight fabrics.	2.8/5.6 mm	–	2.8/5.6 mm	2.8/5.6 mm	–	2.8/5.6 mm
Combo Stitch Width The different 4- and 5-Thread Combo Stitches, wide or narrow, are ideal to neaten loosely woven or knit fabrics that require a wider seam allowance or to combine different quality fabrics.	7.8–12.6 mm	–	–	5–10 mm	–	–

STITCH SELECTION AND SETTINGS						
Stitch Selection with Stitch Chart Select a stitch from the stitch chart, set the machine accordingly before threading accordingly.	✓	✓	✓	✓	✓	✓
Thread Tension Adjustment Infinitely variable and easily adjustable, the Thread Tension Dials ensure quick and accurate set-up for all projects.	✓	✓	✓	✓	✓	✓
Stitch Length Adjustment With a variable, easily accessible, numbered dial on the exterior of the machine, stitch length can be adjusted, even while sewing.	1–5 mm	1–5 mm	1–5 mm	1–4 mm	1–4 mm	1–4 mm
Differential Feed Adjustment Differential Feed ensures wave-free seams in knits and prevents puckering in fine fabrics, while allowing deliberate gathering as an option. With an easily accessible dial outside right, adjustments to the fabric feed can be made even while sewing.	✓	✓	✓	–	–	–
Differential Feed Adjustment Differential Feed ensures wave-free seams in knits and prevents puckering in fine fabrics, while allowing deliberate gathering as an option. With an easily accessible dial outside left, adjustments to the fabric feed can be made even while sewing.	–	–	–	✓	✓	✓
Cutting Width The Cutting Width Dial on the front of the machine can be adjusted to accurately set up seam width, and is adjustable even while sewing.	✓	✓	✓	✓	✓	✓
Micro Thread Control (mtc) With Micro Thread Control, the over-edge thread length can be set directly resulting in the perfect seam with one quick adjustment.	✓	✓	–	–	–	–
Rolled Hem Selection Lever The Rolled Hem Selection Lever is built in next to the Stitch Plate and eases switching to a Rolled Hem stitch and back to overlock by simply moving the Rolled Hem Selection Lever.	✓	✓	–	✓	✓	–
Stitch Finger Adjustable The Stitch Finger supports the looper threads to build the stitch. It moves with the cutting width adjustment to hold more or less thread and can be fine-tuned using Micro Thread Control.	✓	✓	–	–	–	–
Stitch Finger The Stitch Finger supports the looper threads to build the stitch.	–	–	–	✓	✓	–

Model	b68 AIRLOCK	b64 AIRLOCK	b62 AIRLOCK	b48 FUNLOCK	b44 FUNLOCK	b42 FUNLOCK
-------	-------------	-------------	-------------	-------------	-------------	-------------

THREADING COMFORT						
Automatic Air Threader Conveniently push a button, the Looper Threads are automatically threaded.	✓	✓	✓	-	-	-
Lower Looper Threader Lever The Lower Looper Threader Lever helps in the quick threading of the lower looper.	-	-	-	✓	✓	-
Chain Looper Threader Lever The Chain Looper Threader Lever helps in the quick threading of the chain looper.	-	-	-	✓	-	✓
Color-coded One-path Threading The thread follows one defined path for each stitch. The threading paths are always the same, and color coded.	✓	✓	✓	✓	✓	✓
Threading Chart A Color-coded Threading Chart is located inside the looper or threader cover. The threading path of each thread can be verified.	✓	✓	✓	✓	✓	✓
Stitch Diagram The Stitch Diagram is ideally printed next to the Thread Tension Dial and eases verifying thread tension and threading path.	✓	✓	✓	✓	✓	✓
Thread Tension Release As soon as the Presser Foot is lifted, the thread tension discs release automatically and allow easy, tension-free threading.	✓	✓	✓	✓	✓	✓

SEWING COMFORT						
Freearm Freearm for easy sewing of tubular projects such as cuffs, legs and necklines.	✓	✓	✓	-	-	-
Free Hand System (FHS) with Knee Lifter Use the knee-operated lever to lower or temporarily raise the presser foot allowing your hands to manage your project at all times.	✓	✓	✓	-	-	-
Space to the Right of the Needle More space to the right of the needles offers comfort and more flexibility when stitching large and small projects. Ideal for handling from the right when the left hand is holding fabric and notions in place.	130 mm	130 mm	130 mm	87 mm	87 mm	87 mm
LED Sewing Light LED Sewing Light illuminates the sewing and looper area making it easier to thread the needles and loopers. Eye strain is reduced while stitching projects in a brightly lit area.	✓	✓	✓	✓	✓	✓
AC Motor The AC Motor power offers sewing quality for all types of sewists from the crafter to the discerning stitcher.	✓	✓	✓	✓	✓	✓
Maximum Sewing Speed (stitches per minute) Reliable sewing performance, for precise stitching at any speed.	1300 spm	1300 spm	1300 spm	1300 spm	1300 spm	1300 spm
Minimum Sewing Speed (stitches per minute) Reliable sewing performance, for precise stitching at any speed.	600 spm	300 spm	300 spm	-	-	-
Electronic Foot Control/Power Cord The Electronic Foot Control provides consistent needle penetration at any speed from slow to full, success is achieved with both intricate and quick paced projects.	✓	✓	✓	✓	✓	✓
2-step Presser Foot Lifter The 2-Step Presser Foot Lifter provides additional clearance under the foot when placing multiple layers or bulky fabrics.	-	-	-	✓	✓	✓
Presser Foot Pressure Adjustment Presser Foot Pressure is adjustable to accommodate sheer to thick fabrics for optimum feed of all sewing projects.	7 Steps	7 Steps	7 Steps	7 Steps	7 Steps	7 Steps

Model	b68 AIRLOCK	b64 AIRLOCK	b62 AIRLOCK	b48 FUNLOCK	b44 FUNLOCK	b42 FUNLOCK
Thread Cutter The Thread Cutter is conveniently positioned on the outside of the machine. It cuts thread chains and loose threads neatly.	✓	✓	✓	-	-	-
Upper Looper Converter Attach the included Upper Looper Converter, stored conveniently in the Looper Cover Door, to convert to stitches without upper looper thread.	✓	✓	-	✓	✓	-
Accessories in Looper Cover Most important and frequently used tools are always at hand, ready to be used, no searching or wasting time.	-	-	-	✓	✓	✓
Accessories under Looper Cover Most important and frequently used tools are always at hand, ready to be used, no searching or wasting time.	✓	✓	✓	-	-	-
Needle Pad Needles that are currently not in use as well as special needles can be easily stored in the needle pad inside the Threader Cover, and are thus always at hand.	✓	✓	✓	-	-	-
Knife On/Off The Upper Knife is quickly released with the turn of a knob inside the machine, lowering the knife when opting not to trim fabric, or engaged when needed for trimming.	✓	✓	✓	✓	✓	✓

EASE OF OPERATION						
Safety Switch for Open Cover An open Looper Cover activates the Safety Switch thus preventing the accidental operation or sewing, for example during the threading process.	✓	✓	✓	✓	✓	✓
Carry Handle The Carry Handle allows easy transport or movement of the machine.	✓	✓	✓	✓	✓	✓
Upper Looper On/Off Upper Looper on/off for coverstitch sewing. Simply press and move the lever into the corresponding position and turn the handwheel to bring the upper looper arm in the required position, to quickly switch between overlock and coverstitch sewing.	✓	-	-	✓	-	-
Coverstitch Insert with Seam Markings Coverstitch Insert with seam markings for sewing Cover-/Chainstitch at a precise distance from the edge along a guide marking. Ideal for precise seams and hems along narrow or wide edges.	✓	-	✓	✓	-	✓
Knife Cover Insert The Knife Cover Insert is used with all overlock stitches with upper and lower looper, allowing to cut, sew and neaten. It guides the fabric trimmings smoothly into the Cut-offs Bin, while protecting your fingers in the knife area.	✓	✓	-	✓	✓	-

STANDARD ACCESSORIES						
Overlock Foot Overlock Foot with needle position marks and cord/tape guide, suitable for all materials, threads and projects.	-	✓	-	-	✓	-
Overlock/Coverstitch/Combostitch Foot Presser Foot with needle position marks, suitable for all Overlock, Cover- Chain- and Combostitches, ideal for all fabrics, threads and projects.	✓	-	-	✓	-	-
Coverstitch Presser Foot Presser Foot with needle position marks, suitable for all cover- and chainstitches, ideal for all fabrics, threads and projects.	-	-	✓	-	-	✓

Model	b68 AIRLOCK	b64 AIRLOCK	b62 AIRLOCK	b48 FUNLOCK	b44 FUNLOCK	b42 FUNLOCK
Coverstitch Insert for Slide-on Table Coverstitch Insert with seam markings for sewing Cover-/Chainstitch at a precise distance from the edge along a guide marking. Ideal for precise seams and hems along narrow or wide edges.	✓	-	✓	-	-	-
Freearm Cover Widens the work space to a flat area and the gap behind the stitch plate is closed for simpler guiding of flat lying projects.	✓	✓	✓	-	-	-
Slide-on Table The Slide-on Table attaches and detaches easily. It provides a larger work space, thus easier guiding of fabric, especially of larger sewing projects, handling of slippery fabrics and bulky items.	✓	✓	✓	-	-	-
Cut-offs Bin Holds cut-off seam allowances and thread snips and keeps the working area clean.	✓	✓	-	✓	✓	-
Knee Lifter (FHS) Use the knee-operated lever to lower or temporarily raise the Presser Foot allowing your hands to manage, position or align your project at all times.	✓	✓	✓	-	-	-
Decorative Thread Guide Thread Guide to bypass the pre-tension. Ideal for thick decorative threads and wide, long stitches.	✓	✓	✓	-	-	-
BERNINA Tweezers Tweezers of good quality and grip with a thin tip for threading or placing fabrics and notions.	✓	✓	✓	-	-	-
Needle Threader/Inserter The Needle Threader/Inserter Tool is a companion accessory that is stored in the Looper Cover. It aids in successful needle threading and needle installation and removal.	-	-	-	✓	✓	✓
Needle Threader/Inserter The Needle Threader/Inserter Tool is a companion accessory that is stored in the Threader Cover. It aids in successful needle threading and needle installation and removal.	✓	✓	✓	-	-	-
Needle Set Be equipped with the needles in the most common used sizes, 80/12 and 90/14	✓	✓	✓	✓	✓	✓
Lint Brush The Lint Brush eases cleaning in the knife area, near needles and loopers and under the Stitch Plate as well as between the feed dog rows of teeth.	✓	✓	✓	✓	✓	✓
Screwdriver Hex Screwdriver to loosen or tighten the fixing screws on the needle bar. The screwdriver is conveniently stored in the Threader Cover.	✓	✓	✓	✓	✓	✓
Screwdriver Screwdriver to loosen/tighten the stitch plate screws, for convenient removing of the Stitch Plate when cleaning the feed dog, because a well maintained machine runs smoother and gives more joy.	✓	✓	✓	✓	✓	✓
Threading Wire Allows threading in case the pipes would be blocked or the Air Threader is not operating. It should only be used temporarily and briefly to allow finishing a project before the machine is serviced by an authorized dealer.	✓	✓	✓	-	-	-
CS Lock Tool The CS Lock Tool's material and shape are designed to be used to gently pull the needle threads between presser foot and fabric, before they are cut manually and the stitch is secured.	✓	-	✓	-	-	-
Accessories Box Box for tools and accessories such as screw driver, spool caps, thread nets, etc.	✓	✓	✓	✓	✓	✓
Spool Stabilizers Preventing spool vibration and irregular thread feed, thus resulting in regular stitching at any sewing speed.	✓	✓	✓	✓	✓	✓

Model	b68 AIRLOCK	b64 AIRLOCK	b62 AIRLOCK	b48 FUNLOCK	b44 FUNLOCK	b42 FUNLOCK
Spool Caps When sewing with smaller spools or when thread unwinds irregularly, use the Spool Caps for an optimal sewing result with different kinds of thread qualities and spools.	✓	✓	✓	✓	✓	✓
Spool Nets For sewing with easy raveling threads, metallic yarns or loose fine thread that falls easily from a vertical spool, use Spool Nets to control uneven unwinding thread, allowing an optimal sewing result with different kinds of thread qualities and spools.	✓	✓	✓	✓	✓	✓
Overlocker Oil For a quiet and smooth running, long lasting machine and more joy when sewing.	✓	✓	✓	✓	✓	✓
Spare Knife The Upper Knife can be replaced in case the cutting performance deteriorates. In case of damage, both knives need to be replaced by an authorized dealer	✓	✓	-	✓	✓	-
Dust Cover Soft cover, prevents dust from accumulating over your machine in case it is not used for a longer period.	-	-	-	✓	✓	✓

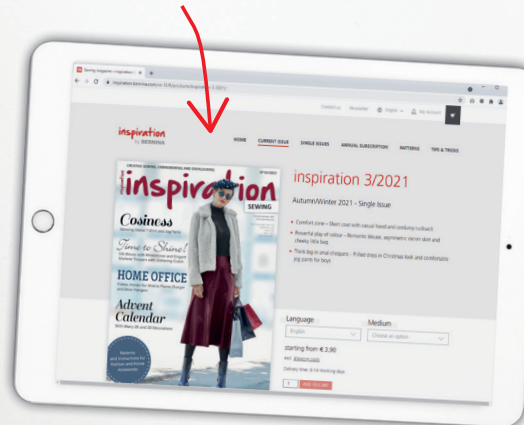


GET "INSPIRATION" ONLINE!

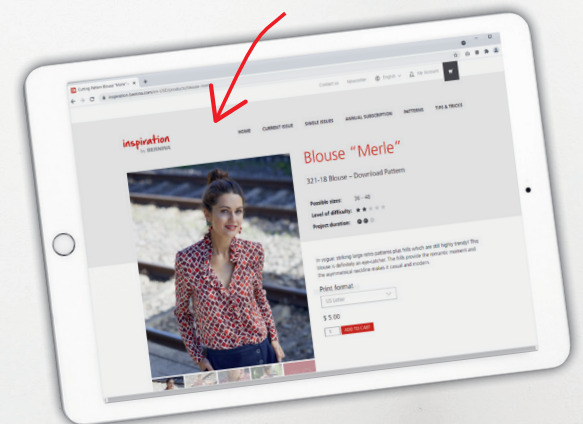
Find all sorts of great sewing ideas at inspiration.bernina.com!

There, you can find great patterns and instructions for women's and children's fashion as well as accessories and home decorations to download. The magazine is now also available as an e-magazine! Visit us and sign up for the newsletter to make sure you don't miss anything !

Issues available as an e-magazine



Individual patterns



LOOKING FOR
A NEW SEWING
PROJECT?
inspiration.bernina.com

